

# Gift Wrap

## USER MANUAL VER. 1.0.0

**Extension Version:** 1.0.x

**Compatibility:** CE 1.4.x->1.8.x, EE 1.7.x -> 1.12.x

**Website:** <http://www.vnecom.com>

**Support:** [support@vnecom.com](mailto:support@vnecom.com)

## Table of Contents

<b>I. Overview.....</b>	<b>3</b>
<b>II. Installation.....</b>	<b>3</b>
<b>III. Get License Key &amp; Add Domain To Your License.....</b>	<b>4</b>
<b>IV. Activation Extension.....</b>	<b>6</b>
<b>V. User manual. ....</b>	<b>7</b>
<b>1. Manage Wrapper .....</b>	<b>7</b>
<b>2. Enable a product for wrapping.....</b>	<b>8</b>
<b>3. Enable multiple products for wrapping.....</b>	<b>8</b>
<b>4. Customer buy and wrap products. ....</b>	<b>9</b>
<b>VI. Support. ....</b>	<b>13</b>

## I. Overview.

With the Gift Wrap Magento extension , you can organize gift wrapping service at your website. Show a special “Gift wrap” label on product. Clients can Create gift box, select the list of available wrappers appear to wrap their products, Leave message for the gift box.You can add unlimited wrapper, Set fee for each wrapper, Select products which is allowed for wrapping.

## II. Installation.

### Step 1: Disable Compilation.

- Log into Magento Admin Panel and go to System → Tools → Compilation and disable the compilation.
- After last step you can run the compilation process again.

### Step 2. Upload package files.

- Extract the extension package.
- Upload all files and folder inside the **step1** folder to your magento root folder.
- After all files in step1 folder is uploaded, upload all files and folder inside the **step2** folder to your magento root folder.

### Step 3. Clear cache.

- Go to **System** → **Cache Management**. Clear the store cache.

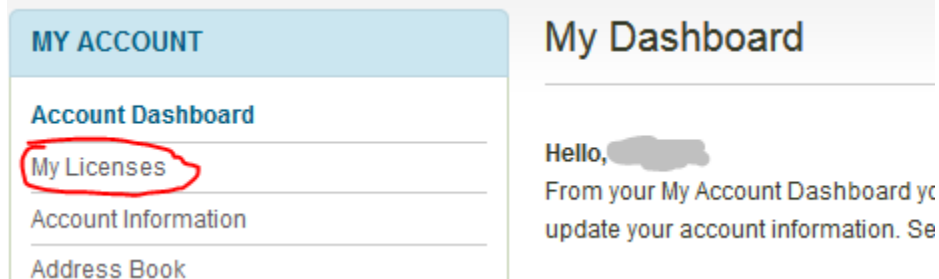
### Step4. Re-login.

- Log out and log back into Magento Admin Panel.

You have installed **Gift Wrap** extension. If you get any error while install extension please contact to our support team: [support@vnecoms.com](mailto:support@vnecoms.com).

### III. Get License Key & Add Domain To Your License.

- Login to your customer account at <http://www.vnecoms.com/>.
- From your customer dashboard click to **My Licenses**



**MY ACCOUNT**

- Account Dashboard
- My Licenses**
- Account Information
- Address Book

**My Dashboard**

Hello, [Redacted]

From your My Account Dashboard you can update your account information. See

- On My Licenses page you will see all of your licenses.

#### My Licenses

License Key	Extension	License Type	Created At	Status
[Redacted]	PDF Invoice Pro	Unlimited domains	8/6/13	Alvaible

- Click to license key to view the detail information of the license.

#### Edit License

**License Information**

License Key	[Redacted]
Extension	PDF Invoice Pro
License Type	Unlimited domains
Created at	8/6/13
Expiration Date	N/A
Status	Alvaible
Related Order	# [Redacted]

**Domains**

Logo	Domain name	Listing
<a href="#">Add Domain</a>		

- Click to add domain to add your domain to the license.

**License Information**

License Key	[REDACTED]
Extension	PDF Invoice Pro
License Type	Unlimited domains
Created at	8/6/13
Expiration Date	N/A
Status	Alvaible
Related Order	#1 [REDACTED]

**Domain Information**

Domain \*

Logo \*  
 logo\_vnecom.png

Do not display my logo on "Our Customer" page

Required Fields




« Back

- Enter your domain and logo then click **Save** button.

**License Information**

License Key	[REDACTED]
Extension	PDF Invoice Pro
License Type	Unlimited domains
Created at	8/6/13
Expiration Date	N/A
Status	Alvaible
Related Order	# [REDACTED]

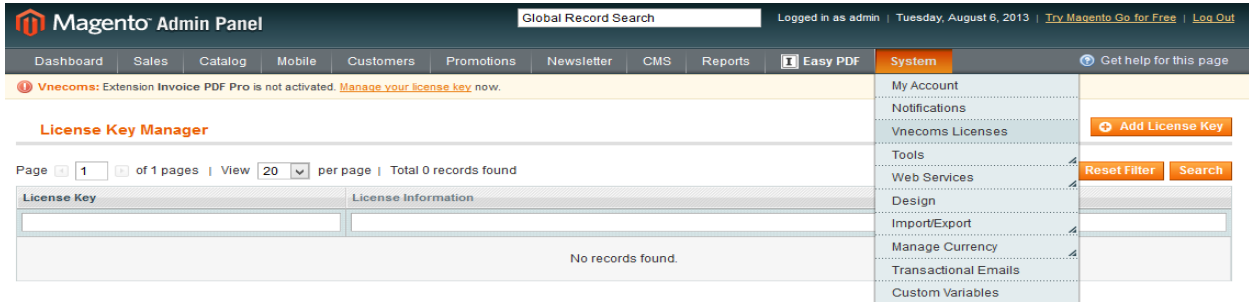
**Domains**

Logo	Domain name	Listing	
 VnEcoms™ E-commerce made easy!	www.vnecom.com	Yes	 

- Now copy the license key then use it to activate the extension.

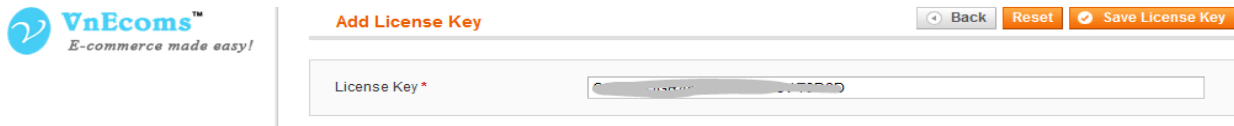
#### IV. Activation Extension.

- Login to your admin panel. Go to menu **System -> VnEcoms Licenses**



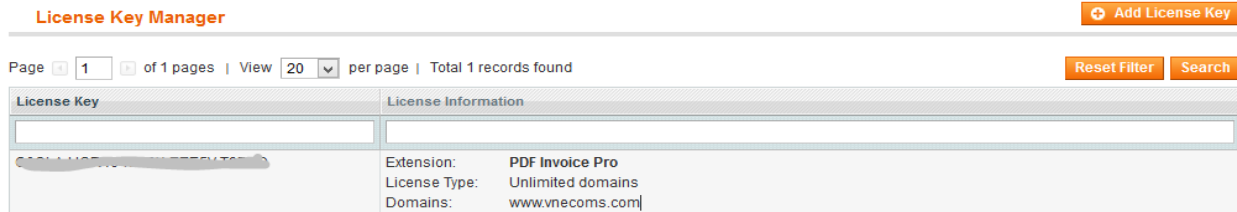
The screenshot shows the Magento Admin Panel with the 'System' menu open. The 'VnEcoms Licenses' option is highlighted, and an 'Add License Key' button is visible next to it. Below the menu, the 'License Key Manager' section is shown with a table containing no records.

- Click to **Add License Key** button.



The screenshot shows the 'Add License Key' form. It includes a text input field for the license key, a 'Back' button, a 'Reset' button, and a 'Save License Key' button.

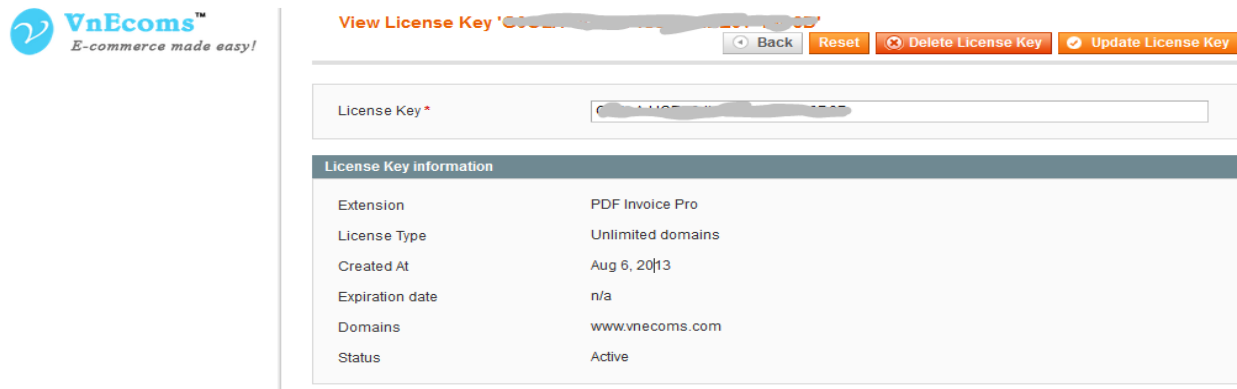
- Enter your license key and click **Save License Key**.



The screenshot shows the 'License Key Manager' interface after a license key has been added. The table now contains one record with the following details:

License Key	License Information
[Redacted License Key]	Extension: PDF Invoice Pro License Type: Unlimited domains Domains: www.vnecoms.com

- You will see some information about the license from the grid. Click to view detail information of the license. You also need to update your license when you add new domain to your license.



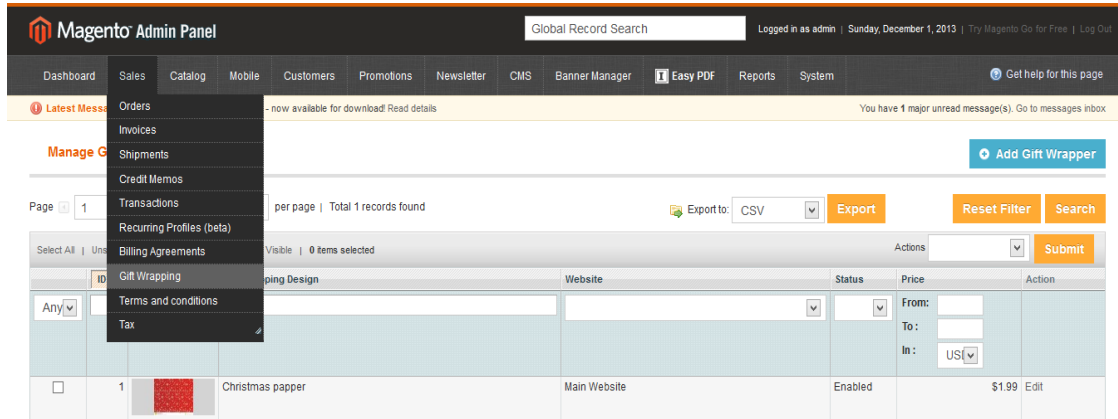
The screenshot shows the 'View License Key' detail page. It includes a 'Back' button, a 'Reset' button, a 'Delete License Key' button, and an 'Update License Key' button. Below the buttons is a text input field for the license key and a table showing the license key information:

License Key Information	
Extension	PDF Invoice Pro
License Type	Unlimited domains
Created At	Aug 6, 2013
Expiration date	n/a
Domains	www.vnecoms.com
Status	Active

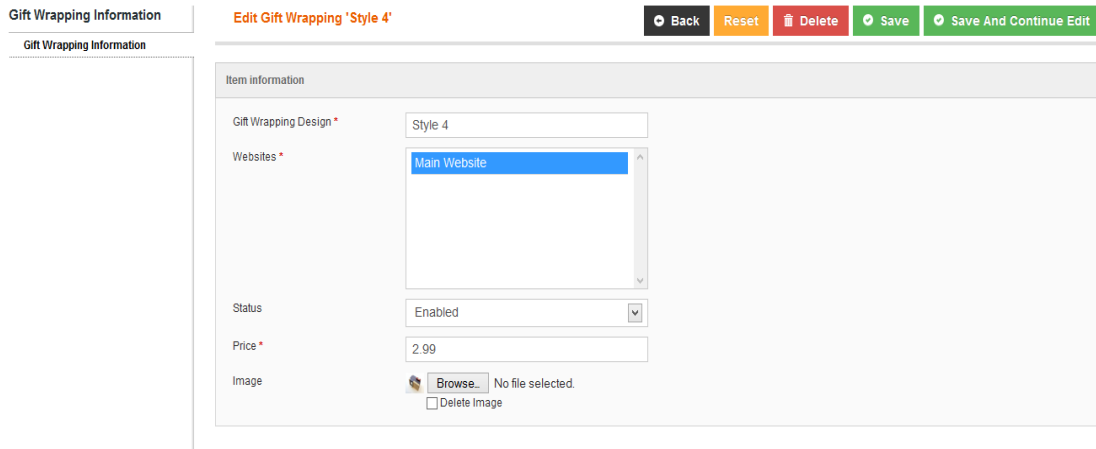
**V. User manual.**

**1. Manage Wrapper**

From your backend dashboard go to menu Sales -> Gift Wrapping to manage wrapper.



Click to **Add Wrapper** button



Fill information for wrapper and click save button.

**2. Enable a product for wrapping.**

Go to **Catalog -> Product** and edit a product.

The screenshot shows the product edit interface for 'HTC Touch Diamond (Cell Phones)'. The 'Enable for Gift Wrapping' field is highlighted with a red underline and is set to 'Yes'. Other visible fields include Weight (0.3000), Manufacturer (HTC), Status (Enabled), Tax Class (Taxable Goods), URL Key (htc-touch-diamond), and Visibility (Catalog, Search).

Set the field **Enable for Gift Wrapping** to yes.

**3. Enable multiple products for wrapping.**

Go to **Catalog -> Product**. Use filter function to select only products which you want to enable for wrapping. Then from Action dropdown menu select **Update Attributes** and click submit.

Page 1 of 1 pages | View 20 per page | Total 6 records found | Notify Low Stock RSS

Reset Filter Search

Select All   Unselect All   Select Visible   Unselect Visible   3 items selected										Actions	
ID	Name	Type	Attrib. Set Name	SKU	Price	Qty	Visibility			Action	
Any	From: To:		Cell Phone		From: To: In: US			Delete	Change status	Update Attributes	
<input type="checkbox"/>	166 HTC Touch Diamond	Simple Product	Cell Phones	HTC Touch Diamond	\$7,500.00	849	Catalog, Search	Enabled	Main Website	Edit	
<input checked="" type="checkbox"/>	20 Samsung MM-A900M Ace	Simple Product	Cell Phones	MM-A900M	\$150.00	361	Catalog, Search	Enabled	Main Website	Edit	
<input type="checkbox"/>	19 AT&T 8525 PDA	Simple Product	Cell Phones	8525PDA	\$199.99	328	Catalog, Search	Enabled	Main Website	Edit	
<input checked="" type="checkbox"/>	18 Sony Ericsson W810i	Simple Product	Cell Phones	sw810i	\$399.99	989	Catalog, Search	Enabled	Main Website	Edit	
<input checked="" type="checkbox"/>	17 BlackBerry 8100 Pearl	Simple Product	Cell Phones	bb8100	\$349.99	797	Catalog, Search	Enabled	Main Website	Edit	
<input type="checkbox"/>	16 Nokia 2610 Phone	Simple Product	Cell Phones	n2610	\$149.99	995	Catalog, Search	Enabled	Main Website	Edit	

On new page find **Enable for Gift Wrapping** check to checkbox **Change** and set the value of **Enable for Gift Wrapping** to Yes then click **Save**.


The screenshot shows the 'Enable for Gift Wrapping' field set to 'Yes' with the 'Change' checkbox checked. Other fields include 'Manufacturer's Suggested Retail Price', 'Set Product as New from Date', and 'Set Product as New to Date'.



#### 4. Customer buy and wrap products.

When customer view a product which is enabled for wrapping he will see a small icon to show that current product is available for wrapping.

[Home](#) / [Electronics](#) / [Cell Phones](#) / [HTC Touch Diamond](#)




Double click on above image to view full picture

−  +

### HTC Touch Diamond

[Email to a Friend](#)  
[Be the first to review this product](#)

Availability: In stock

 Gift wrap available

**\$7,500.00**

Qty:  [Add to Cart](#) OR [Add to Wishlist](#)  
[Add to Compare](#)

---









#### Quick Overview

Re-defining the perception of advanced mobile phones... the HTC Touch Diamond™ signals a giant leap forward in combining hi-tech prowess with intuitive usability and exhilarating design.

#### Details

Re-defining the perception of advanced mobile phones... the HTC Touch Diamond™ signals a giant leap forward in combining hi-tech prowess with intuitive usability and exhilarating design. Featuring a sharp 2.8-inch touch screen

From customer shopping cart click to **Create Gift Box** button

	<a href="#">HTC Touch Diamond</a>	<a href="#">Edit</a>	\$7,500.00	1	\$7,500.00	
	<a href="#">BlackBerry 8100 Pearl</a>	<a href="#">Edit</a>	\$349.99	1	\$349.99	
	<a href="#">Coalesce: Functioning On Impatience T-Shirt</a> Size Small	<a href="#">Edit</a>	\$15.00	1	\$15.00	
	<a href="#">Universal Camera Case</a>	<a href="#">Edit</a>	\$34.00	1	\$34.00	

[Continue Shopping](#)
[Clear Shopping Cart](#)
[Update Shopping Cart](#)

[Create Gift Box](#)


Subtotal \$7,898.99

**Grand Total \$7,898.99**



[Proceed to Checkout](#)

New modal window is show up, select the wrapper and products which you want to wrap and you can leave gift message for the gift box.

**Create Gift Box**



Fee: \$2.99

	BlackBerry 8100 Pearl	<input checked="" type="checkbox"/>
	Coalesce: Functioning On Impatience T-Shirt	<input checked="" type="checkbox"/>

Select: [None](#) [All](#)



**Gift Message:**

Leave your gift message here |

Note : Select paper and items to wrap \*

[Save](#)

You can create multiple giftbox, delete created giftbox, edit giftbox.

Paper	Items	Message	Fee
	<ul style="list-style-type: none"> <li>✗ <a href="#">BlackBerry 8100 Pearl</a></li> <li>✗ <a href="#">Coalesce: Functioning On Impatience T-Shirt</a> Size Small</li> </ul>	Leave your gift message here.	\$2.99
	✗ <a href="#">HTC Touch Diamond</a>		\$2.99



Create Gift Box

Subtotal	\$7,898.99
Gift Wrapping	\$5.98
<b>Grand Total</b>	<b>\$7,904.97</b>

Proceed to Checkout  
[Checkout with Multiple Addresses](#)

After you place order you can see your gift boxes from order view page.

<b>Billing Address</b> Test Test VnEcoms Test address Test City, Vermont, 12345 United States T: 123123123	<b>Payment Method</b> Check / Money order
--	--

Gift Wrapping Information			
Paper	Items	Gift Message	Fee
	<b>BlackBerry 8100 Pearl</b>  <b>Coalesce: Functioning On Impatience T-Shirt</b> Size Small	Leave your gift message here.	\$2.99
	<b>HTC Touch Diamond</b>		\$2.99

**Items Ordered**

Product Name	SKU	Price	Qty	Subtotal
HTC Touch Diamond	HTC Touch	\$7,500.00	Ordered: 1	\$7,500.00

Admin can also see giftboxes on order view page.



13 2:00:07 AM

[Pay](#)
[Back](#)
[Edit](#)
[Cancel](#)
[Send Email](#)
[Hold](#)
[Invoice](#)
[Ship](#)
[Reorder](#)
[Easy PDF - Print Order](#)

Check / Money order  
 Order was placed using USD

Flat Rate - Fixed \$20.00

**Gift Wrapping Information**

Paper	Items	Gift Message	Fee
	<b>BlackBerry 8100 Pearl</b> SKU: bb8100 Coalesce: Functioning On Impatience T-Shirt SKU: coal_sm Size Small	Leave your gift message here.	\$2.99
	<b>HTC Touch Diamond</b> SKU: HTC Touch Diamond		\$2.99

**Items Ordered**

Product	Item Status	Original Price	Price	Qty	Subtotal	Tax Amount	Tax Percent	Discount Amount	Row Total
HTC Touch Diamond SKU: HTC Touch Diamond	Ordered	\$7,500.00	\$7,500.00	Ordered 1	\$7,500.00	\$0.00	0%	\$0.00	\$7,500.00
BlackBerry 8100 Pearl SKU: bb8100	Ordered	\$349.99	\$349.99	Ordered 1	\$349.99	\$0.00	0%	\$0.00	\$349.99

**VI. Support.**

If you need support or have questions directly related to The Gift Wrap extension, please use our Online Message Form to contact our support team or send us an email at: [support@vnecoms.com](mailto:support@vnecoms.com).

Best Regards,  
**VnEcoms Team**